



Fix the straps to the inside of the posts, we recommend a minimum of 6 straps per 1.8m panel & using number 8 (4mm diameter shank) countersunk screws 40mm long

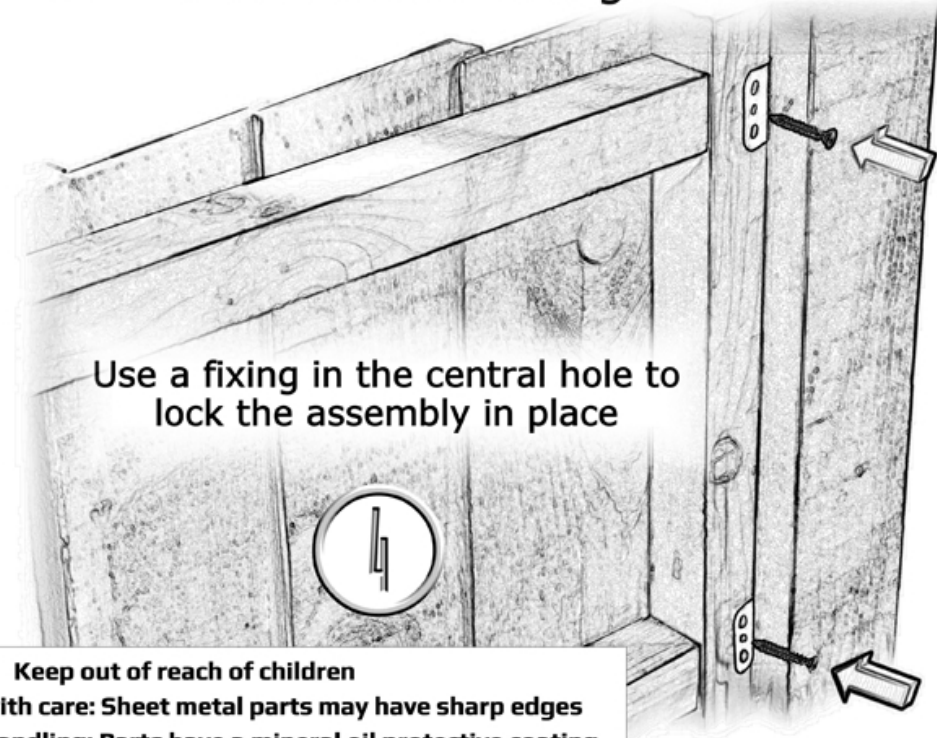


Rest the panel in position & use number 8 (4mm diameter shank) countersunk screws to fix the panel in place from the front

Panel Strap example - For more information visit - [www.oneslotfencing.com](http://www.oneslotfencing.com)



Take any flat tool, slide it down behind the strap up to the panel & lever around creating a good fit



Use a fixing in the central hole to lock the assembly in place



Keep out of reach of children  
Handle & install with care: Sheet metal parts may have sharp edges  
Wash hands after handling: Parts have a mineral oil protective coating